

## General information

PWS31920250222

The UWT 6008 Analog + Ethernet IP weight transmitter stems from the experience of Pavone Systems and it is unique in the weight transmitter family. It is ideal for all industrial applications where it is necessary to know the load distribution on the different cells. The UWT 6008 Analog + Ethernet IP weight transmitter is able to monitor all load cells and generate alarms due to excessive cell signal drift, missing connections, failure of one cell and unbalanced weight distribution. The emulative control allows the weighing system to work even in case of failure on one load cell, until its replacement. The Software Optimization is given for free. This Software allows you to run certain activities such as calibration or monitoring directly from your computer. The Optimization software is provided by Pavone Systems and guarantees a perfect instrument run.



Software Optimization 1.8.29: [optimization\\_weighing\\_software.zip](#)

Technical Manual: [uwt-6008\\_technical\\_manual.pdf](#)

Ethernet IP EDS file (NIC50): [ethernet\\_ip\\_nic50\\_eds.zip](#)

Ethernet IP EDS file (NETX90): [ethernet\\_ip\\_netx90\\_eds.zip](#)

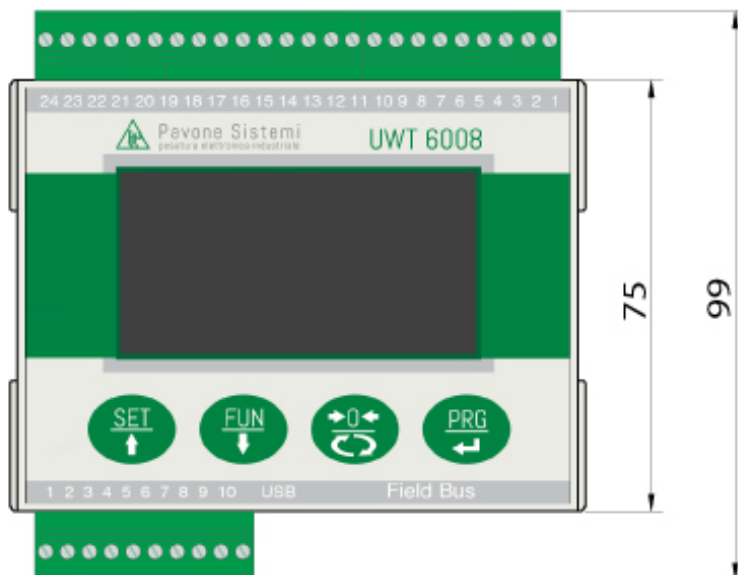
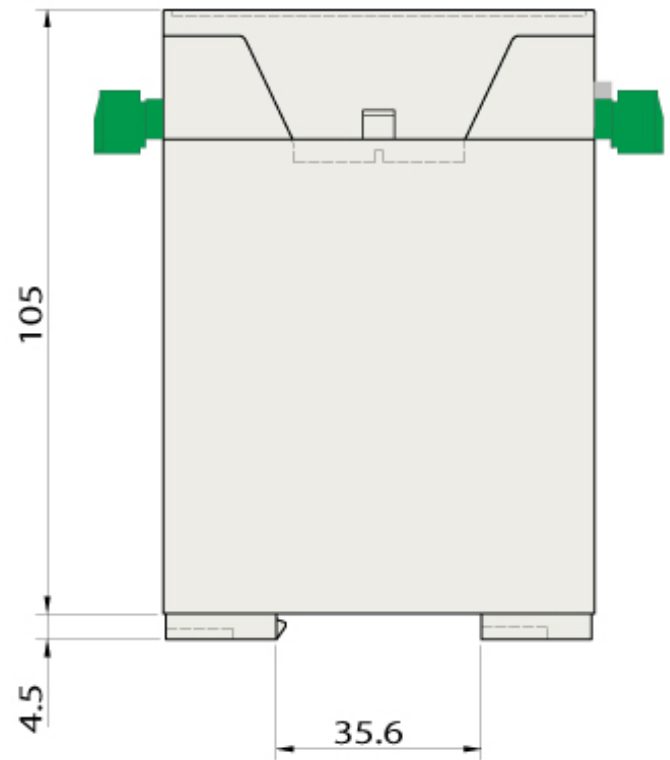
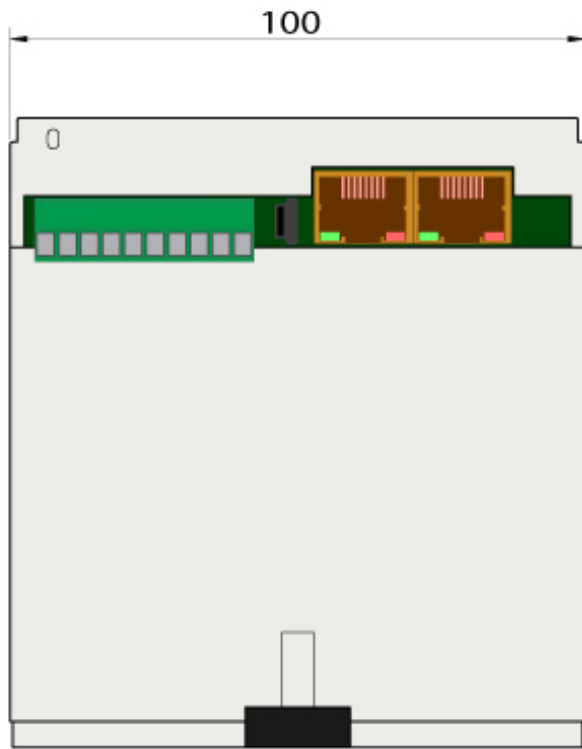
All indicated data may be changed without notice.  
All the measures indicated are expressed in millimeters (mm).

## Technical specifications

PWS31920250222

<b>Measuring range:</b>	-3.9 ÷ +3.9 mV/V
<b>Input sensitivity:</b>	0.02 µV/count
<b>Full scale non-Linearity:</b>	<0.01%
<b>Gain drift:</b>	< 0.001% FS/°C
<b>Display:</b>	128 x 64-pixel graphic LCD
<b>A/D Converter:</b>	24 bits
<b>Internal Resolution:</b>	> 16.000.000 points
<b>Transducer input voltage:</b>	5 Vdc (230 mA max.)
<b>Frequency signal acquisition:</b>	12,5 ÷ 300 Hz
<b>Visible resolution (in divisions):</b>	999999
<b>Divisions value (adjustable):</b>	x1, x2, x5, x10, x20, x50
<b>Decimal figures range:</b>	0 ÷ 4
<b>Temperature range:</b>	-10 ÷ +50°C (max. humidity: 85% without condensation)
<b>Storage temperature:</b>	-20 ÷ +70°C
<b>Filter:</b>	5 ÷ 250 Hz
<b>Logic output:</b>	2 relays, Max. 48 Vac/Vdc, 2A each
<b>Logic inputs:</b>	2 opto-isolated at 12/24 Vdc PNP (external power supply)
<b>Serial port:</b>	1 USB device + 1 RS232C + 1 RS485
<b>Analog output Non-Linearity:</b>	< 0,02%
<b>Temperature drift analog output:</b>	0,001% FS/°C
<b>Power supply:</b>	12-24 Vdc ±15% - power consumption 4 W
<b>Microcontroller:</b>	ARM Cortex M0+ at 32 bits, 256KB Flash reprogrammable on-board from USB
<b>Data storage:</b>	64 Kbytes expandable up to 1024 Kbytes
<b>Regulatory compliance:</b>	EN61000-6-2, EN61000-6-3 for EMC; EN61010-1 for Electrical Safety, EN45501 for metrology
<b>Number of load cells:</b>	1 ÷ 8
<b>Dimensions:</b>	100 x 75 x 110 mm (L x H x P)

All indicated data may be changed without notice.  
 All the measures indicated are expressed in millimeters (mm).



All indicated data may be changed without notice.  
 All the measures indicated are expressed in millimeters (mm).