

General information

PWS32020250304

The UWT 6008 Analog + Canopen weight transmitter results from the experience of Pavone Systems. It is a unique product in the weight transmitter family and is ideal for all industrial applications where it is necessary to know the load distribution on the different cells. The UWT 6008 Analog + Canopen weight transmitter is able to monitor all load cells and generate alarms due to excessive cell signal drift, missing connections, failure of one of the cells and unbalanced weight distribution. The emulative control allows the weighing system to work even in case of failure of one cell, until its replacement. The Software Optimization is given for free. This Software allows you to run certain activities such as calibration or monitoring directly from your computer. The Optimization software is provided by Pavone Systems and guarantees a perfect instrument run.



Software Optimization 1.8.29: [optimization_weighing_software.zip](#)

Technical Manual: [uwt-6008_technical_manual.pdf](#)

CANopen EDS file: [uwt_6008_canopen_eds.zip](#)

CANopen EDS file (0400): [canopen_0400_eds.zip](#)

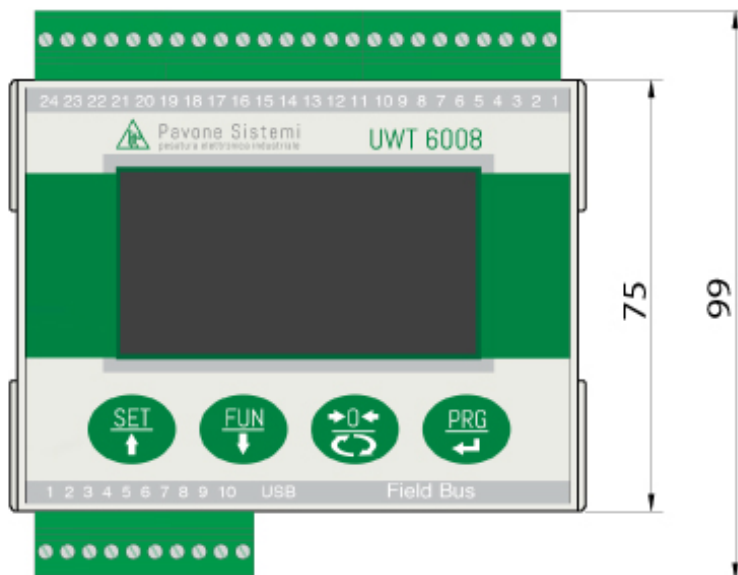
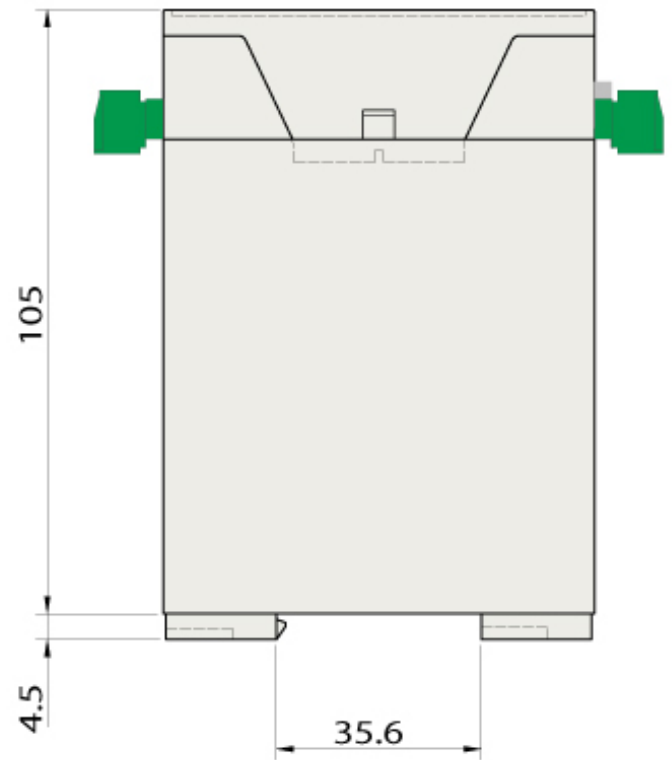
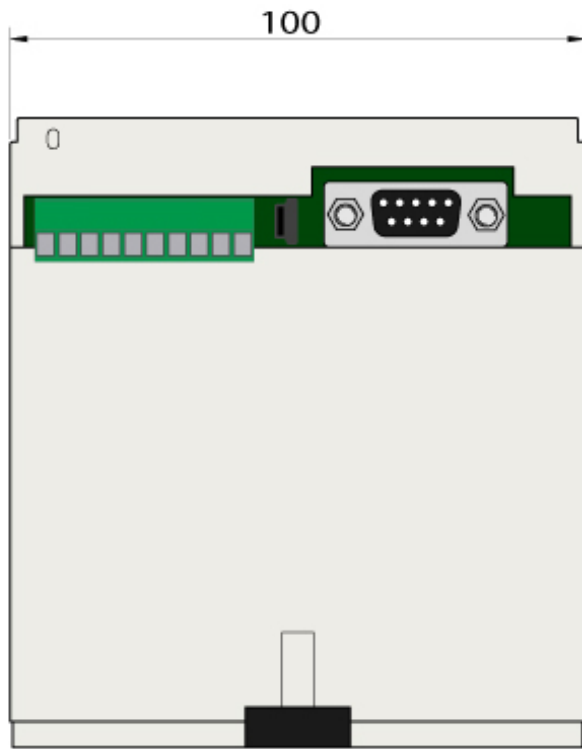
All indicated data may be changed without notice.
All the measures indicated are expressed in millimeters (mm).

Technical specifications

PWS32020250304

Measuring range:	-3.9 ÷ +3.9 mV/V
Input sensitivity:	0.02 µV/count
Full scale non-Linearity:	<0.01%
Gain drift:	< 0.001% FS/°C
Display:	128 x 64-pixel graphic LCD
A/D Converter:	24 bits
Internal Resolution:	> 16.000.000 points
Transducer input voltage:	5 Vdc (230 mA max.)
Frequency signal acquisition:	12,5 ÷ 300 Hz
Visible resolution (in divisions):	999999
Divisions value (adjustable):	x1, x2, x5, x10, x20, x50
Decimal figures range:	0 ÷ 4
Temperature range:	-10 ÷ + 50°C (max. humidity: 85% without condensation)
Storage temperature:	-20 ÷ +70°C
Filter:	5 ÷ 250 Hz
Logic output:	2 relays, Max. 48 Vac/Vdc, 2A each
Logic inputs:	2 opto-isolated at 12/24 Vdc PNP (external power supply)
Serial port:	1 USB device + 1 RS232C + 1 RS485
Analog output Non-Linearity:	< 0,02%
Temperature drift analog output:	0,001% FS / °C
Power supply:	12-24 Vdc ±15% - power consumption 4 W
Microcontroller:	ARM Cortex M0+ at 32 bits, 256KB Flash reprogrammable on-board from USB
Data storage:	64 Kbytes expandable up to 1024 Kbytes
Regulatory compliance:	EN61000-6-2, EN61000-6-3 for EMC; EN61010-1 for Electrical Safety, EN45501 for metrology
Number of load cells:	1 ÷ 8
Dimensions:	100 x 75 x 110 mm (L x H x P)

All indicated data may be changed without notice.
All the measures indicated are expressed in millimeters (mm).



All indicated data may be changed without notice.
All the measures indicated are expressed in millimeters (mm).