

## General information

PWS24520250304

The DAT 1400 Ethernet IP weight transmitter has a mechanical keyboard and removable screw terminal blocks. DAT 1400 Ethernet IP is a completely customizable product. Among the various options that can be added there are: the connection (RS485 and power supply) to external smart junction box, DATALOGGER function ecc. Moreover, it has a Peak Hold function for dynamic measures. The Software Optimization is given for free. This Software allows you to run certain activities such as calibration or monitoring directly from your computer. The Optimization software is provided by Pavone Systems and guarantees a perfect instrument run.



Software Optimization 1.8.29: [optimization\\_weighing\\_software.zip](#)

Technical Manual: [dat-1400\\_technical\\_manual.pdf](#)

Ethernet IP EDS file (NIC50): [ethernet\\_ip\\_nic50\\_eds.zip](#)

Ethernet IP EDS file (NETX90): [ethernet\\_ip\\_netx90\\_eds.zip](#)

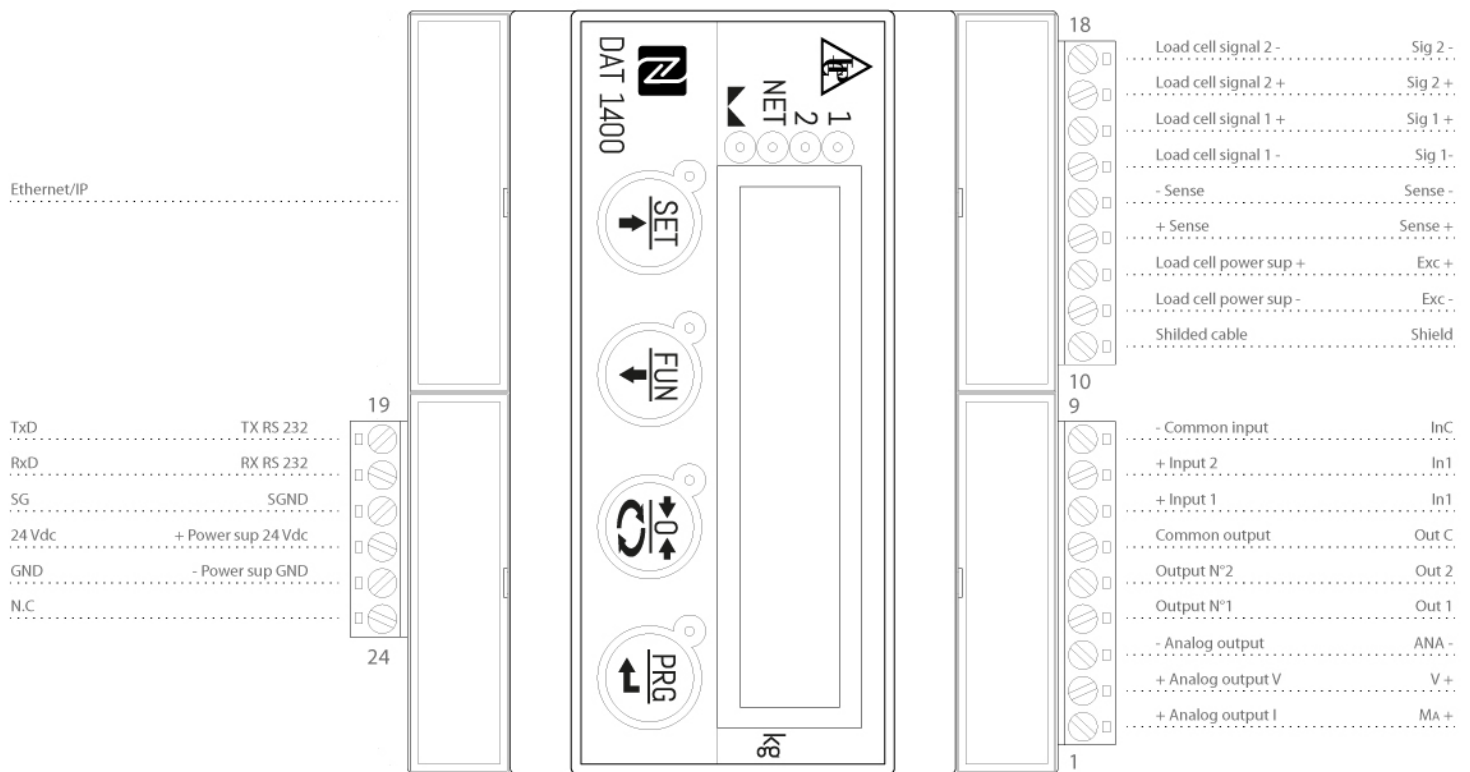
All indicated data may be changed without notice.  
All the measures indicated are expressed in millimeters (mm).

## Technical specifications

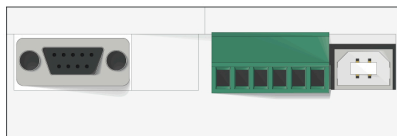
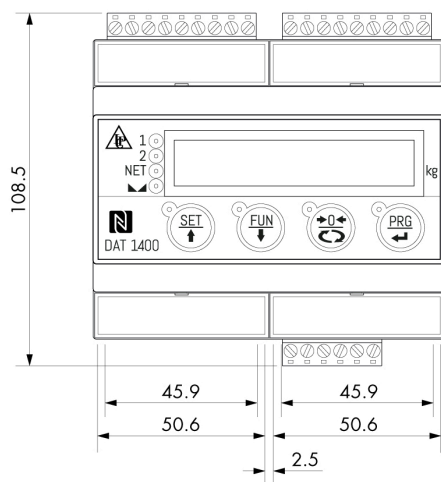
PWS24520250304

<b>Measuring range:</b>	-3.9 ÷ +3.9 mV/V
<b>Input sensitivity:</b>	0.02 µV/count
<b>Full scale non-Linearity:</b>	<0.01%
<b>Gain drift:</b>	< 0.001% FS/°C
<b>Display:</b>	6 digit, 7-segment LED red, height 14mm
<b>A/D Converter:</b>	24 bit
<b>Internal Resolution:</b>	> 16.000.000 points
<b>Transducer input voltage:</b>	5 Vdc (max 8 -350 Ohm- load cells)
<b>Frequency signal acquisition:</b>	12 ÷ 1000 Hz
<b>Visible resolution (in divisions):</b>	999999
<b>Divisions value (adjustable):</b>	x1, x2, x5, x10, x20, x50
<b>Decimal figures range:</b>	0 ÷ 4
<b>Temperature range:</b>	-10 ÷ + 50 °C (humidity max 85% no condensation)
<b>Storage temperature:</b>	-20 ÷ +70°C
<b>Filter:</b>	0.5 ÷ 1000 Hz
<b>Logic output:</b>	2 opto-isolated; MAX 24 Vdc/100 mA each
<b>Logic inputs:</b>	2 opto-isolated 24 Vdc PNP (external power supply)
<b>Serial port:</b>	1 USB device + 1 RS232C + 1 RS485/Fieldbus; ASCII or Modbus RTU protocol
<b>Analog output Non-Linearity:</b>	< 0,02%
<b>Temperature drift analog output:</b>	0,001% FS / °C
<b>Power supply:</b>	12-24 Vdc ±15% - Power consumption 5 W
<b>Microcontroller:</b>	ARM Cortex M0 + 32 bit 256KB Flash reprogrammable onboard from USB
<b>Data storage:</b>	64 Kbytes expandable up to 1024 Kbytes
<b>Regulatory compliance:</b>	EN61000-6-2, EN61000-6-3 for EMC; EN61010-1 for Electrical Safety

All indicated data may be changed without notice.  
All the measures indicated are expressed in millimeters (mm).




All indicated data may be changed without notice.  
 All the measures indicated are expressed in millimeters (mm).



RS 485/Modbus



Ethernet



Serial communication interface

Ethercat

Ethernet/IP

PROFINET

All indicated data may be changed without notice.  
All the measures indicated are expressed in millimeters (mm).