

## General information

PWS21620250223

The weight indicator MC 302 Profibus meets a wide range of weighing requirements, from the management of level thresholds to dosing, with an optional fiscal memory of up to 160,000 weighs. The weight indicator MC 302 Profibus is able to store 50 different printable recipes automatically and it has upload and download function for programming using TESTER 1008. The weight indicator MC 302 Profibus can be customized according to customer needs.

Profibus GSD file: [mc\\_302\\_profibus\\_gsd.zip](#)User Manual: [mc-302\\_user\\_manual.pdf](#)Installation Manual: [mc-302\\_installation\\_manual.pdf](#)

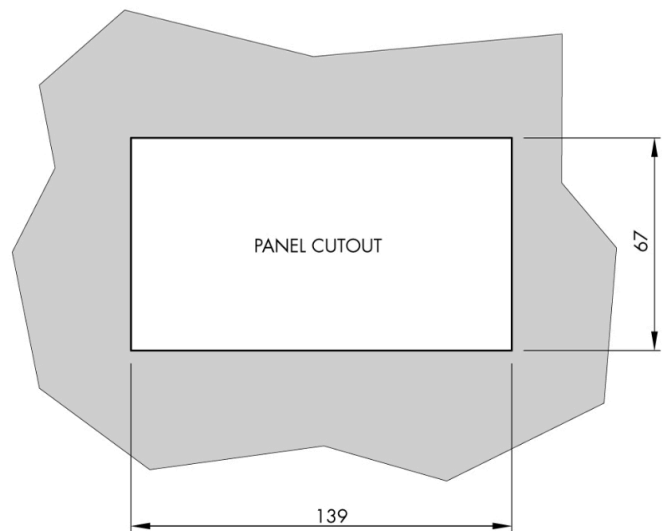
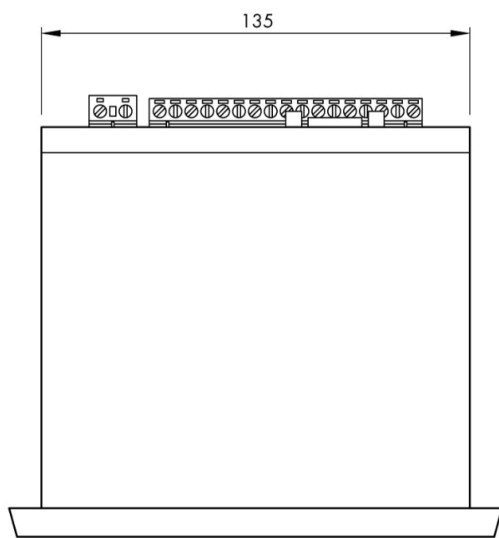
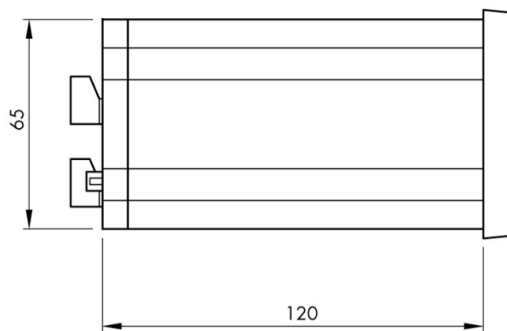
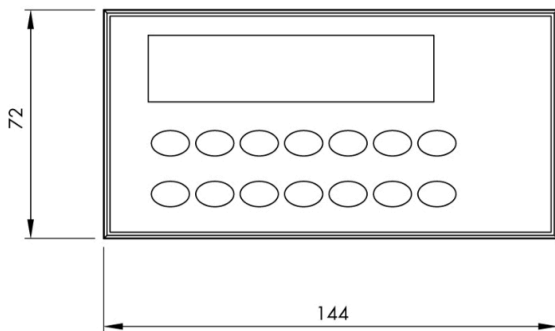
All indicated data may be changed without notice.  
All the measures indicated are expressed in millimeters (mm).

## Technical specifications

PWS21620250223

|   |  |
|---|--|
| <b>Legal for Trade:</b>                   | certification available on request   |
| <b>Measuring range:</b>                   | -3.9 ÷ +3.9 mV/V   |
| <b>Input sensitivity:</b>                 | 0.02 µV/count  |
| <b>Full scale non-Linearity:</b>          | <0.01%   |
| <b>Gain drift:</b>                        | < 0.0003% FS/°C  |
| <b>A/D Converter:</b>                     | 24 bit   |
| <b>Internal Resolution:</b>               | > 16.000.000 points  |
| <b>Transducer input voltage:</b>          | 5 V (max 8 load cells - 350 Ohm)   |
| <b>Visible resolution (in divisions):</b> | 600000   |
| <b>Divisions value (adjustable):</b>      | x1, x2, x5   |
| <b>Decimal figures range:</b>             | 0 ÷ 4  |
| <b>Temperature range:</b>                 | -10 ÷ +50°C (max umidity 85% without condensation)   |
| <b>Storage temperature:</b>               | -20 ÷ +70°C  |
| <b>Filter:</b>                            | 0.2 ÷ 50 Hz. 100 Hz during dosage  |
| <b>Logic output:</b>                      | 6 outputs (NA) max 115 Vac /30 Vdc 0.5 A cad.  |
| <b>Logic inputs:</b>                      | 8 optoisolated 12 / 24 Vdc PNP   |
| <b>Serial port:</b>                       | COM1: RS232 half duplex COM2: RS422/RS485 half duplex                                      |
| <b>Power supply:</b>                      | 12 ÷ 24 Vdc -10% ÷ +15%, 15 VA   |
| <b>Regulatory compliance:</b>             | EN45501 for Metrological Norms EN50081-1 and EN50082-2 EMC EN61010-1 for Electrical Safety |
| <b>Baud rate:</b>                         | 1200 ÷ 115200 adjustable   |
| <b>Transmission distance:</b>             | 15m (RS232C), 1000m (RS422; RS485)   |
| <b>Fieldbus:</b>                          | ASCII, Modbus RTU  |
| <b>Power consumption:</b>                 | 230 Vac ÷10% - 50/60 Hz absorbed power 7 VA (115 Vac on demand)                            |
| <b>Weighing optional memory:</b>          | > 160.000 weighed  |

All indicated data may be changed without notice.  
All the measures indicated are expressed in millimeters (mm).



All indicated data may be changed without notice.  
All the measures indicated are expressed in millimeters (mm).