

General information

PWS4120250222

The Off Center C2G1 load cell is capable of weighing while maintaining high precision and maximum reliability even with off-center loads and is particularly suitable for the construction of industrial and bench electronic scales, piece counters and packaging machines. The maximum dimensions of the applicable work plan are 300x300 mm. The off center cell C2G1 is equipped with a 4-conductor shielded cable.



Suggested related products

A highly performing weighing system must be accurate, perfectly calibrated and well maintained. In order to improve the load cell performance and to optimize its functioning, you may need the following products:

Weight Transmitter [UWT 6008](#)

Weight Transmitter [DAT 1400](#)

Weight Indicator [MCT 1302](#)

Tester 1008 [TESTER 1008](#)

Off Center load cell [CB004](#)

Junction Box [CGS4-C](#)

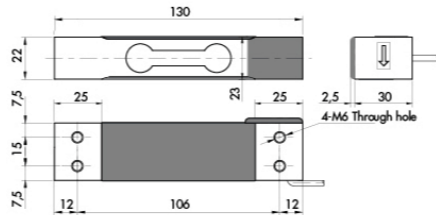
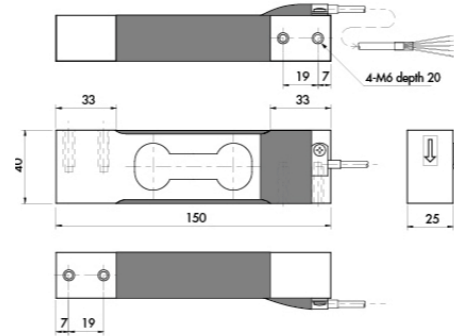
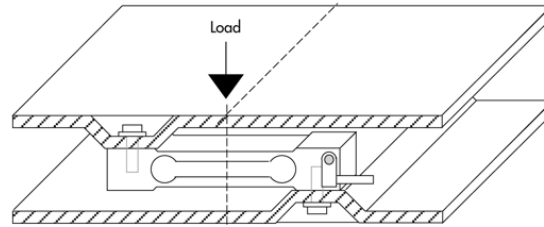
All indicated data may be changed without notice.
All the measures indicated are expressed in millimeters (mm).

Technical specifications

PWS4120250222

Rated load (RL):	6, 10, 12, 15, 20, 25, 30, 35, 50, 60, 100 Kg
Repeatability:	< ± 0.02 % RO
Creep (20 minutes):	< ± 0.02 % RO
Full scale non-Linearity:	± 0.015
Safe overload:	150 % RL
Ultimate overload:	200 % RL
Material:	Alluminum alloy
Degree of protection:	IP64
Accuracy class:	3000 OIML (6000 OIML optional)
Deflection:	0.17 ÷ 0.62 mm
Compensated Temperature:	-10 ÷ +50 °C
Temperature range:	-10 ÷ +50 °C
Temperature effect on zero balance:	± 0.004 % RO/°C
Temperature effect on output:	± 0.0012 % of load/°C
Rated output RO:	2.0 ± 0.2 mV/V
Zero balance:	< ± 0.1 mV/V
Insulation resistance:	>2000 MOhm
Input resistance:	400 ÷ 450 Ohm
Output resistance:	345 ÷ 355 Ohm
Recommended input:	5 ÷ 12 Vdc/Vac

All indicated data may be changed without notice.
 All the measures indicated are expressed in millimeters (mm).

Capacity 6 ÷ 50 Kg

Capacity 60 ÷ 100 Kg

Mounting Example

TO KNOW –

Error is within 0.02% of Rated Output applied with 1/2 of capacity at the position of 75mm of eccentricity. The center of loading plate and the center of the load cell should be the same position.

Electrical Connection

+ Excitation = RED	+ Signal = GREEN	Shield = CABLE SHIELD
- Excitation = WHITE	- Signal = BLUE	

All indicated data may be changed without notice.
 All the measures indicated are expressed in millimeters (mm).